

Exercise 3: Experience & Memory

"Our memory tells us stories, that is what we get to keep from our experiences, is a story."
- Daniel Kahneman

Create audio "stories" from the audio experiences of "Exercise 2: Listen."

- Create 1 audio piece for EACH of the 3 locations. Each audio piece should be edited to 30 seconds exactly.
- You may only use the audio from each discrete location, no additional audio is permitted, and you cannot combine audio across the 3 different locations.
- Audio clips/segments cannot be used multiple times.
- Make the narrative experiential and non-linear rather than linear (memory is scattered and selective).
- NO EFFECTS or alterations will be used for this assignment (only Cuts and Cross Dissolves).
- There will be no video submitted with this project.
- The entire project should be edited in FCPX.
- Use the audio log from Exercise 2: Listen to help make editing decisions.
- Do not use understandable spoken words/conversation.
- Do not use any portion or full song/tune/melody IN ANY SHAPE OR FORM.
- For the final 30 sec piece avoid recognizable sounds.
- **Refer to syllabus for subject matters that will not be accepted for projects in this class.**

When creating your 30-second audio "narrative" use the following techniques:

- mood
- tempo
- texture
- layering
- beginning, middle, end
- cuts and fades

Prepare to present your work to the class in a 5-minute presentation.

Prepare for electronic transfer at the BEGINNING of class.

Create a folder (yourlastname_experience_memory) containing:

- 3 files (WAV or AIFF), labeled as "yourlastname_expmem1." "yourlastname_expmem2." "yourlastname_expmem3."
- 1 brief Statement of Creative Works (expand on your decision making process in regard to specific directions in your work; support those decisions; expand on descriptions and techniques, etc.)
- 3) 3 Screenshots of your FCPX work space/layout correlating with the audio (yourlastname_expmem1.png; yourlastname_expmem2.png; yourlastname_expmem3.png)

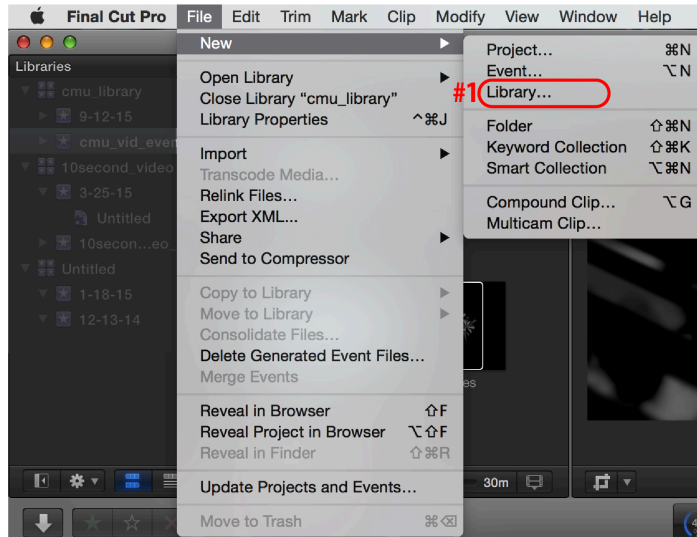
Submit work by the start of class, on the due date - work submitted after the start of class will be considered late. Assignments turned in after the start of class or incomplete projects will not be accepted; in addition, work not labeled according to assignment specifications will be subject to grade adjustments -- see syllabus for breakdown of grades. Save your work as you will need all deliverables for your final portfolio.

Refer to syllabus for the breakdown of assignment percentages and grades.

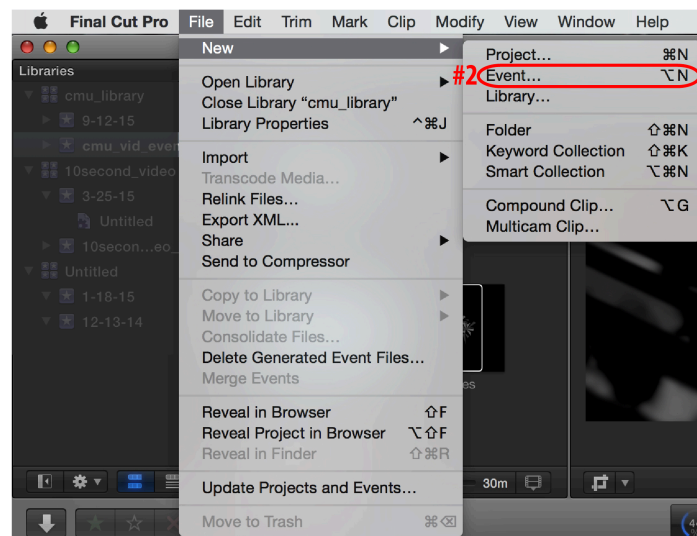
REQUIRED STEPS FOR BEST PRACTICES WITH FCPX

Not following these exact instructions can result in technical issues.

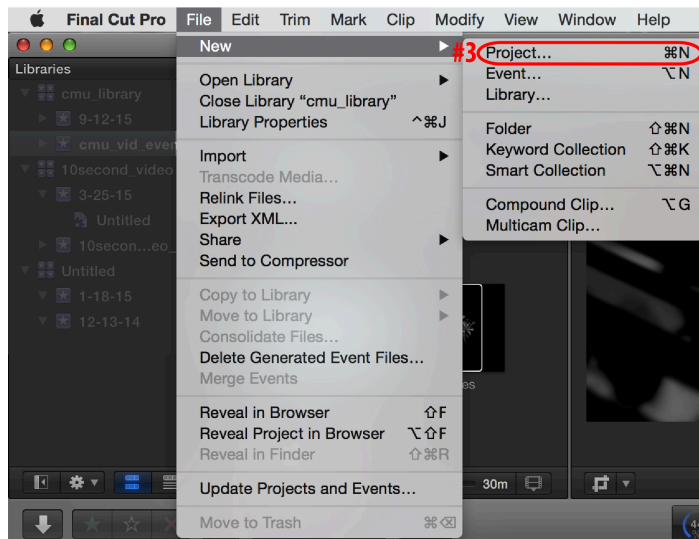
There is no grade leeway for not following instructions.



Choose your external hard drive as the location for this Library.



Select the Library you just made for the location of this Event.



Select the Event you just made for the location of this Project.